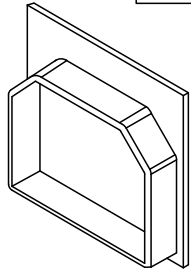
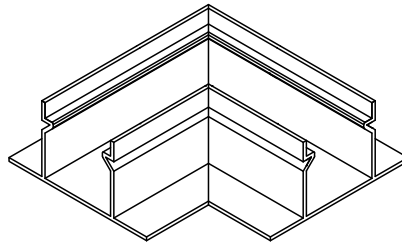


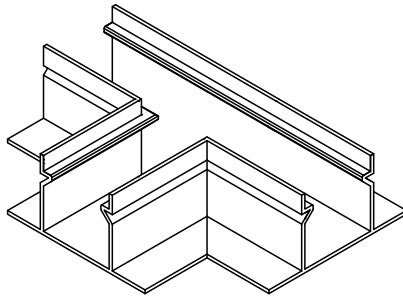
CapSHURE SECTION



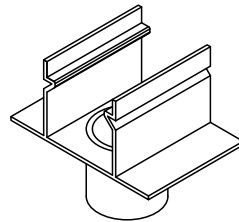
CLOSED-END CAP



90 DEGREE CORNER



TEE CONNECTION



GRAVITY OUTLET



These CAPSHURE components are certified by IAPMO R&R against NSF/ANSI/CAN Standard 50 for Aquatic Facilities. For indoor and outdoor use. www.IAPMO.com

CapSHURE DRAIN SYSTEM: ALL COMPONENTS ARE CORROSION RESISTANT, NON-CONDUCTIVE, NON-MAGNETIC, AND DO NOT REQUIRE BONDING. THE DECK DRAIN IS 4-IN WIDE AND EITHER 2-IN OR 4-IN DEPTH. THE DECK DRAIN IS MADE OF UV-STABILIZED RIGID PVC AND HAS AN 8-INCH WIDE FLAT BASE.

GRATE: 4-IN PARALLEL MODULAR INTERLOCKING GRATE FORMED OF MOLDED UV-STABILIZED PVC, CERTIFIED NSF/ANSI/CAN 50-2020, BS EN 13451 COMPLIANT FOR CHILD FINGER AND TOE ENTRAPMENT, AND ADA COMPLIANT.. GRATE SURFACE BARS RUN PARALLEL WITH THE DECK DRAIN BASE AND PROVIDE 40% OPEN AREA FOR UNRESTRICTED WATER FLOW.

JOINER: FLEXIBLE PVC JOINERS ARE SUPPLIED FOR JOINING EACH SECTION OR EACH COMPONENT OF DECK DRAIN. THE FLEXIBLE PVC JOINER ENSURES NO LEAKS.

GRAVITY OUTLETS: CapSHURE DECK DRAIN CAN BE SUPPLIED WITH BOTTOM, 2-IN OR 3-IN SLIP COUPLING, COLLECTION POINTS FOR GRAVITY CONNECTION TO STORM WATER OR SANITARY SEWER. LOCATION AND QUANTITY TO BE PROVIDED BY DESIGNER/INSTALLER PER PROJECT REQUIREMENTS. THE CapSHURE DECK DRAIN CAN BE USED ALONE, OR ON LARGER DRAINAGE AREAS, MAY REQUIRE DALDORADO'S MATCHING CapSHURE DROP OUT BOX.

DROP OUT BOX: CapSHURE COLLECTION BOX 12-IN X12-IN X 12-IN FIBERGLASS SUMP WITH MATCHING 12-IN X 12-IN GRATE TO BE SUBMITTED SEPARATELY IF REQUIRED. SEE SEPARATE SUBMITTAL.

CORNERS: CapSHURE DECK DRAIN CORNERS ARE FABRICATED AND SUPPLIED IN 45-DEG, 90-DEG AND SPECIAL CORNERS TO PROJECT REQUIREMENTS.

INSTALLATION: FOLLOW DALDORADO INSTALLATION INSTRUCTIONS FOR DECK DRAIN BASE, GRATE, CONNECTORS, JOINERS AND ALL OTHER COMPONENTS ASSOCIATED WITH DDD-DECK DRAIN SYSTEM INSTALLATION.

CapSHURE DRAIN COMPONENTS						
DRAIN DEPTH	2-IN	4-IN	GRATE COLOR	WHITE	BONE	GRAY
# GRAVITY OUTLETS			#90-DEG CORNERS			
# CLOSED END CAPS			#SPECIAL CORNERS			
OUTLET SIZE (SCH-40)	2-IN	3-IN	BASE & FLEXIBLE PVC JOINERS COLOR	GRAY		
	# TEE CONNECTORS					
	OPTIONAL STRAINER BASKET			YES	NO	
USE SEPARATE SUBMITTAL FOR CapSHURE DROP OUT BOXES						

Product: CapSHURE Drain Components

Product #: CapSHURE-CEC/BO/TEE/CN

Material: PVC

Rev Date: 06/02/2026

Color: AS NOTED

Rev By: RJG

DALDORADO

2900 Horseshoe Dr. S, Naples, FL 34104
Phone: 888.509.8128
www.daldorado.com

All drawing are saved in a *.dwg format and are provided as a service to our customers; dimensions supplied by Daldorado are for reference only. Daldorado or any authorized distributor of our products will not be held responsible from files which have been converted and does not warranty the documents against deficiencies or typographical errors of any kind. All measurements of the actual product must be verified before any custom fabrication in the field occurs. COPYRIGHT: This document is the property of Daldorado, LLC and is provided on an in-confidence basis, it may not be copied or reproduced without the permission of Daldorado or its authorized agent.